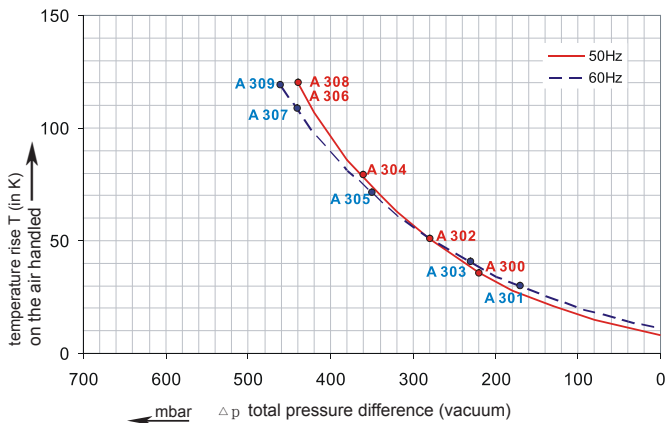
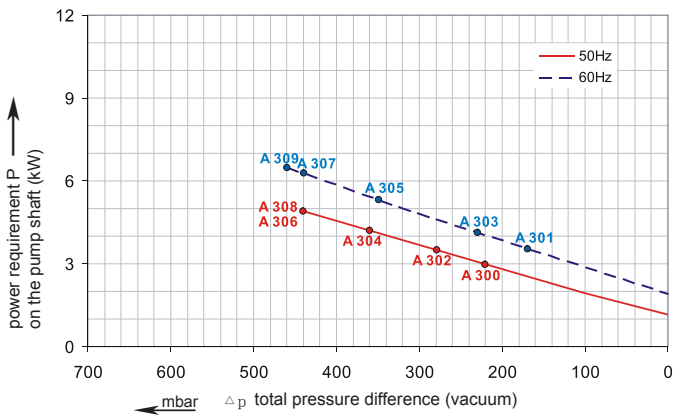
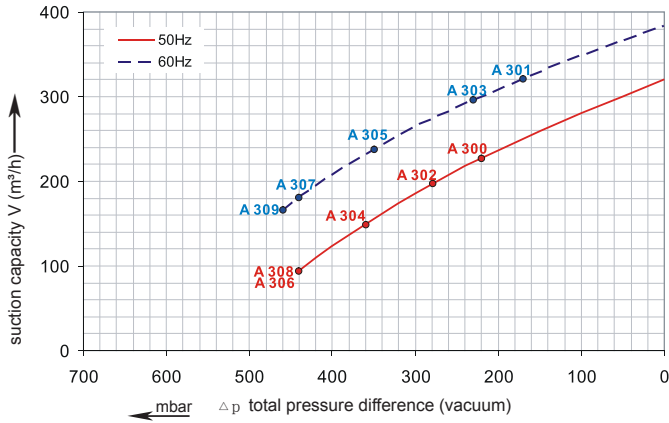
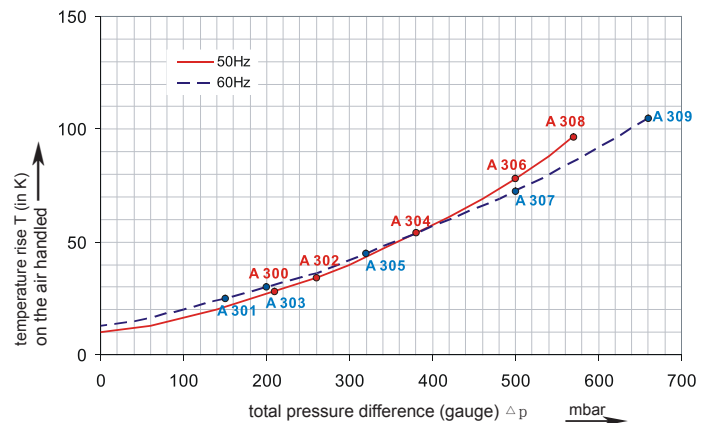
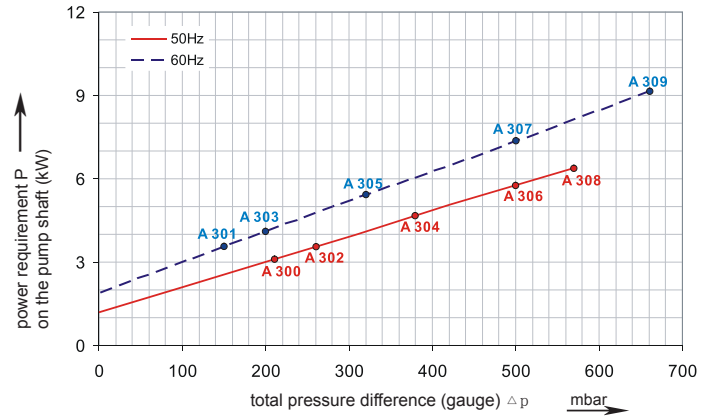
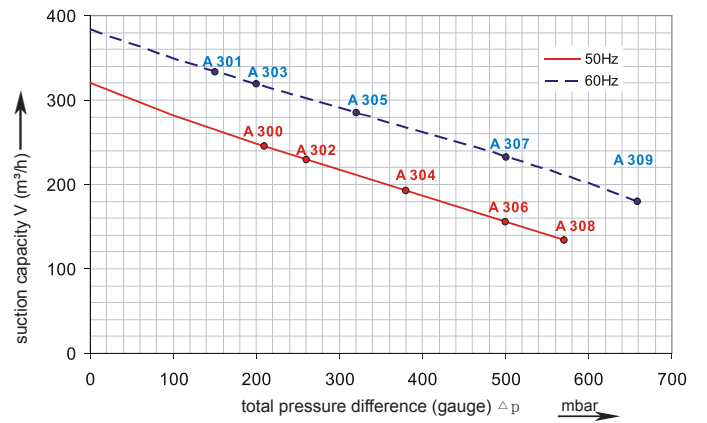


## PUMP: ORB 72

### Performance Curve for Vacuum



### Performance Curve for Compressor



The performance curves are based on air at a temperature of 15 °C and an atmospheric pressure of 1013 mbar with a tolerance of +/- 10 %. The total pressure differences are valid for suction and ambient temperatures up to 25 °C. For other conditions please confer with us.

Each ORB type can be applied both as vacuum pump and compressor in continuous operation over the total stated performance curve range. The motors are available as standard for the input voltage range of 50 and 60 Hz and for protection category IP 55 as well as approved for UL and CSA.

## Selection and ordering data

### Type ORB 72

Curve No.	Order No.	Fre- quency	Rated power	Input voltage		Input current		Permissible total differential pressure <sup>2)</sup>		Sound pressure level <sup>3)</sup>	Weight ca.
				Hz	kW	V	A	Vacuum mbar	Compressor mbar		

#### 3~ 50/60 Hz IP55 isulation material class F 1)

A 300	ORB 72-2.2-3	50	2.2	200D ... 240D	345Y...415Y	9.7D	5.6Y	-220	210	73	43
A 301	ORB 72-2.2-3	60	2.55	220D ... 275D	380Y...480Y	10.3D	6.0Y	-170	150	76	43
A 302	ORB 72-3.0-3	50	3.0	200D ... 240D	345Y...415Y	12.5D	7.2Y	-280	260	73	48
A 303	ORB 72-3.0-3	60	3.45	220D ... 275D	380Y...480Y	12.6D	7.3Y	-230	200	76	48
A 304	ORB 72-4.3-3	50	4.3	345D ... 415D	600Y...720Y	10.0D	5.2Y	-360	380	73	54
A 305	ORB 72-4.3-3	60	4.8	380D ... 480D	660Y...720Y	10.4D	6.0Y	-350	320	76	54
A 306	ORB 72-5.5-3	50	5.5	345D ... 415D	600Y...720Y	13.3D	7.7Y	-440	500	73	66
A 307	ORB 72-5.5-3	60	6.3	380D ... 480D	660Y...720Y	13.3D	7.7Y	-440	500	76	66
A 308	ORB 72-7.5-3	50	7.5	345D ... 415D	600Y...720Y	16.7D	9.6Y	-440	570	73	73
A 309	ORB 72-7.5-3	60	8.6	380D ... 480D	660Y...720Y	17.3D	10.0Y	-460	660	76	73



#### Other voltage ranges

ORB 72

50Hz

60Hz



3~

185...225 V D/320...390 V Y

200...240 V D/345...415 V Y

H 1

200...240 V D/345...415 V Y

200...275 V D/380...480 V Y

H 6

345...415 V D

380...480 V D

H 7

500 V D

575 V D

C 5

Machines according to the ATEX norm 94/4 EG are available for the whole performance range.

Following types available: Category 3 G, 3/2 G, 3 D and 3/2 D.

Further voltage range on request; please quote in plain text.

All ORB achieve the standards and norms of the low voltage directive (LVD)2006/95/EC, rotating electrotechnical motor EN 60034-1-2004, electromagnetic compatibility(EMC)EN55014-1/2,EN61000-2/-3/-4/-6.

- 1) For standard UL for ELECTRIC MOTOR UL 1004-1.
- 2) Relief-valve are available for limiting differential pressure.
- 3) Measuring-surface sound-pressure level acc. to DIN EN 21680, measured at a distance of 1 m. The pump is throttled to an average suction pressure, a hose is connected to the discharge side (compressor) / suction side (vacuum pump), but is not fitted with relief valves.

The motors are designed according to the DIN EN 60 034 / DIN IEC 34-1 and temperature class F.

For the three phase machines the tolerances are +/- 10 % for fixed voltage and +/- 5 % for voltage range.

The single phase machines are designed with a +/- 5 % tolerances. If only 90 % of the maximum allowed pressure will be used for the continuous operating then the allowed voltage range add to +/- 10 %.

For all single and three phase machines which designed according to the UL and CSA norm (UL 1004-1) the maximum allowed voltage tolerances are - 10 % resp. + 6 %.

The frequency tolerance is maximum +/- 2 %.

Changes in particular the quoted performance curve, data and weights without prior notice. The figures are without obligations.